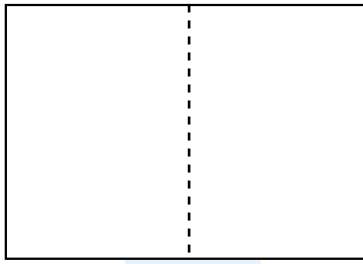
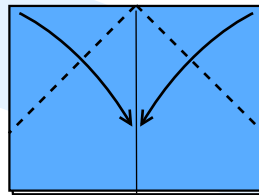
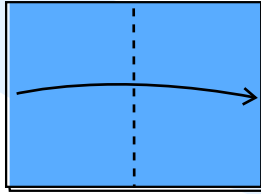
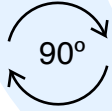


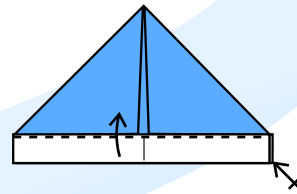
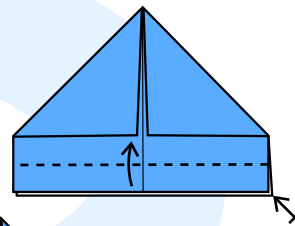
TRADITIONAL BOAT



Start with a rectangle
A4 is a good size

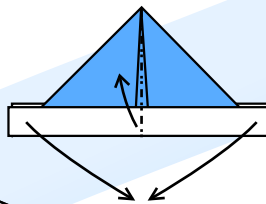
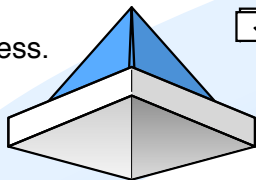


Fold bottom edge to meet
the bottom of the triangles,
Repeat behind.

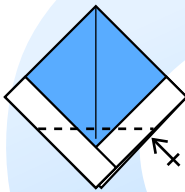


Fold along the bottom of
the triangles,
Repeat behind.

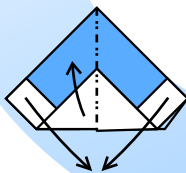
Squash fold in progress.



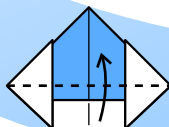
Lift the middle and push
both points together, to
make a squash fold.



Fold bottom point about one third.
Repeat behind.



Squash fold.



Pull the points out to shape the boat.

