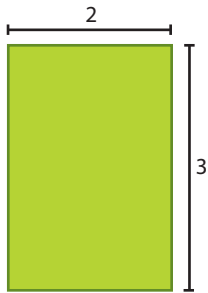
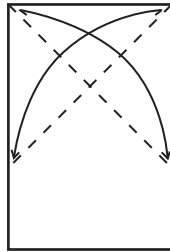


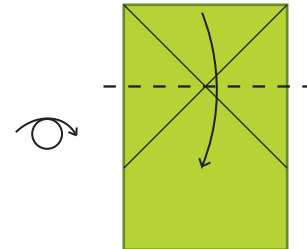
# Jumping Frog



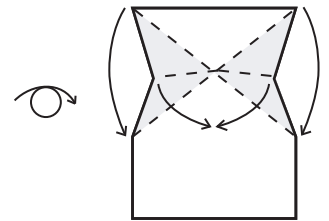
**1** Choose rectangle piece of paper 2:3. Most business cards are the right size.



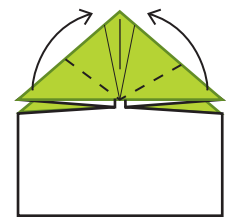
**2** Begin white side up. Fold and unfold diagonally so that the top edge lines up with the side edge.



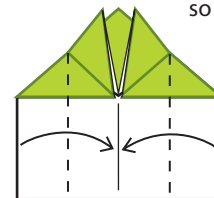
**3** Turn over. Fold and unfold through the crossing diagonals.



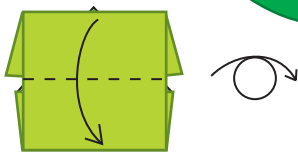
**4** Turn over. Fold top corners down. Fold midpoints inwards.




**5** The top triangular shape is called a Waterbomb base. Fold up the top two corners just short of the centre line, so they point out a little.



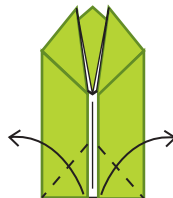
**6** Fold sides to the center.



**9** Fold the top layer in half, bringing the top to the bottom, and turn the model over.



**8** Fold in half, bringing the bottom to the top.



**7** Fold out rear legs.

**10** Finished. Tap here to make the frog jump.

